

America's #1 Lift Chair Brand



The Regal
Shown in Brisa® Night Navy

 **GOLDEN**

POSITIONING YOU FOR LIFE

All Golden lift chairs are Class II Medical Devices.



Rich Golden pictured with his children, third generation Golden Team Members! Pictured left to right: Rich Jr., Alyssa, Rich & Mike.

A MESSAGE FROM RICH GOLDEN, CEO

Since 1985, we have produced power lift and reclining chairs that push the boundaries of expectation. My father, Robert Golden, Sr. and his friend, Fred Kiwak, had a shared vision to build the most advanced, comprehensive, and comfortable chairs ever created to serve the medical market with a mission to "Build It Right The First Time," a commitment that still holds true today.

Learn about our patented positioning options and seating technology to understand why you will have the best comfort experience of your life! MaxiComfort® Positioning created the original Zero Gravity lift recliner. Our Twilight Tilt Technology was the first to offer the ability to elevate your legs above the heart while evenly distributing bodyweight between the seat and back.

Golden is the only lift chair manufacturer to offer a Straight Lift option designed to allow for other safe transfer options with the aid of a caregiver by lifting straight up instead of tilting forward when getting in and out of the chair. Plus, our SmartTek® Diagnostic System, standard on all Golden recliners, uses LED lights to help diagnose the electrical health of the chair.

We are proud to manufacture America's favorite power lift recliners - for your family, and ours.

Scan to
learn more
about Golden



Golden Quality

GOLDEN'S POWER LIFT RECLINERS ARE AMERICA'S #1 BRAND!

1 STRONGEST IN THE INDUSTRY

- Northern maple or a blend of furniture grade hardwood frame on all stress points
- Double doweled at stress points
- Reinforced mitre blocks
- Stapled and glued

2 SUPER SUPPORTIVE

- Hand-blown, overstuffed, conjugated microfiber dacron fill

3 POCKETED COIL SEATING

(Standard on most models.)

4 LONG LASTING SEAT SPRINGS

- 5 standard, 8-gauge springs

5 STRONG & LONG LASTING

- 9-gauge steel scissor mechanism

6 STABILITY & SUPPORT

- Adjustable anti-skid feet, rear landing legs*

(*Available on select models.)



OUR VISION...

To build the most innovative and comfortable products that put you and your family's lives in motion.

All Golden lift chairs are Class II Medical Devices.

Golden Innovation

Golden holds multiple **PATENTS** on our technology, allowing us to offer an **EXCLUSIVE** comfort experience.



THE ORIGINAL Lift Chair with **PATENTED** MaxiComfort® Positioning



The ORIGINAL Lift Chair with **PATENTED** Twilight Tilt Technology



The ONLY Lift Chair with **PATENTED** SmartTek® Diagnostic System



The ONLY Lift Chair with **Straight Lift Option for Safe Transfer**

(Available on all models except 5-Zone chairs with Twilight Technology.)



Golden Comfort

Golden's patented "Comfort Zones" have revolutionized how consumers think about comfort positioning. These are exclusive, adjustable and supportive zones to offer a stress-free recline experience. Take a test drive and feel how you'll increase your body's wellness and optimize the feeling of comfort.



Zone 1 helps provide ergonomic relief to the muscles and joints in your lower body with the four-way motion of the seat and adjustable footrest.



Zone 2 allows stress and strain to be released from your upper body by adjusting the backrest to suit your needs. This combined with Zone 1 creates our **PATENTED** MaxiComfort® Positioning.



Zone 3 helps relieve strain or tension with an adjustable headrest that supports the natural positioning of your neck, shoulders and spine.



Zone 4 offers adjustable lumbar support to help take pressure off your spine while giving your lower back muscles a chance to rest and rejuvenate.



Zone 5 helps to encourage circulation, release muscle tension and alleviate joint pain with the first-of-its-kind, **PATENTED** Twilight Tilt Technology. This feeling of weightlessness moves you into a zone of comfort that you never felt before!

Comfort Zone™
by GOLDEN

Scan to learn
more about
Comfort Zones!





The Cloud™
Shown in Brisa® Coffee Bean* with
NEW HeatWave™ Technology



GOLDEN



Brent S. | Google Review

"The Brisa upholstery is important. I was immobile and had to sleep in my chair while recuperating from an injury. This chair has had me in it every day and night and it looks great, functions perfectly, and is easily the most comfortable piece of furniture in the house."



Golden Offers The Highest Quality Recliner Fabrics

As the world's most outstanding breathable performance fabrics, Brisa® and Brisa® Distressed deliver unmatched comfort and durability. With a supple hand, softly textured aesthetic, and inherent ventilation system to promote air circulation, Brisa and Brisa Distressed are simply designed to do more.

LIFETIME WARRANTY

Elements of Brisa

A perfectly curated palette to bring the beauty of the outdoors in.

Earth – Rich, organic shades celebrate our love for natural materials and ground us.




Brisa Distressed

Buckskin (UBS)




Brisa Distressed

Bridle (UBR)




Brisa

Beet Root (UBE)



Brisa

Coffee Bean (UCB)



Brisa


Black Onyx (UBO)

Water – Timeless shades that represent the depths found in the open seas.




Brisa

Cream (UCR)




Brisa

Sterling Blue (USB)



Brisa

Arctic (UAR)



Brisa

Night Navy (UNN)



Brisa Distressed


Iron (UIR)

Wind – From a warm, calming breeze, to a crisp gentle air, wind symbolizes renewal and healing.



Brisa Distressed

Ranchwood (URW)




Brisa Distressed

Saddle (USA)




Brisa

Shiitake (USH)



Brisa

Dill (UDI)




Brisa

Celery (UCE)

NOTE: Please view all Golden Fabrics in person for accuracy.

*Upcharge applies on Brisa® fabric.



Our Luxurious Brisa® Fabric is Crafted with Takumi™ Technology

Taking its meaning from the Japanese word 'artisan', this innovative process engineers mastered performance directly into each layer - combining them into one unified system that assures enduring bond strength and longevity.

Surface Layer

Adds extreme durability with ease of care and low maintenance. Protects from stains. Liquid and moisture repellent.

Topskin Layer

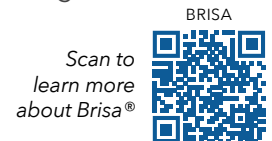
Unique polycarbonate resins, engineered for maximum hydrolysis resistance. Quality pigments for lasting color vibrancy.

Microfoam Layer

Polycarbonate foam structure for added comfort. High moisture transfer provides ultimate thermal comfort for body climate regulation.

Substrate

Reinforced rayon fibers, or blends, provide dimensional stability. Superior foundation delivers high performance and upholstering ease.



Power
Headrest



The Cloud™
Shown in Brisa® Bridle*



Power Lumbar

Patented Tilt
Raises Ankles Up!



Betty R. | Google Review

"I have terrible edema in my lower legs and feet. This chair has Twilight Tilt positions that are comfortable but allow you to get your feet above your heart. Marked improvement in my feet and ankle swelling each time I utilize this feature."

The Cloud™

ONE CHAIR STYLE, TWO SIZES, UP TO FIVE ADJUSTABLE COMFORT ZONES

The Cloud™ offers our unique, ergonomic Cloud seating system for long-term comfort and support. It features our custom bucket seat, plush backrest, and solid molded high-density arm pillows for the ultimate in relaxation and rejuvenation. Positioning options are endless with our 5-zone positioning system which includes our patented 5-Zone Twilight Tilt Technology with adjustable headrest and lumbar support.



The Cloud™
Medium/Large
Shown in Brisa®
Coffee Bean*



Small/Medium



Medium/Large



Straight Lift
Available
on the PR510



TWILIGHT

The Cloud™ PR515-SME & PR515-MLA
5-Zone with Twilight® Technology
& MaxiComfort® Positioning
Gel-infused chaise pad!

The PR515's come with
articulating headrest,
lumbar and a USB port.



Upgrade with HeatWave™ Technology
or Deluxe Therapeutic Heat & Vibrating
Massage on the PR515.



The Cloud™ PR510-SME & PR510-MLA
2-Zone with MaxiComfort® Positioning
Gel-infused chaise pad!



Upgrade with HeatWave™ Technology
or Deluxe Therapeutic Heat & Vibrating
Massage on the PR510.

AUTODRIVE

Scan to learn about
our programmable
AutoDrive™
hand control with
Memory button.



TWILIGHT

Scan to learn about
Twilight Positioning
and our unique
Comfort Zones.



All Golden lift chairs are
Class II Medical Devices.

NEW PATTERN
with Upgraded
Stain Defense

PR515 & PR510
Standard Fabrics:

Calypso (TCP)

Camel (TCM)

Hazelnut (THA)

Shiraz (TSZ)

Sterling (TST)

*Upcharge applies
on Brisa® fabric.

Power
Headrest



The EZ Sleeper™
Shown in Brisa® Shiitake*



Power Lumbar

Patented Tilt Raises
Ankles Up!



Ruth S. | Google Review

"I sleep much better than I did on my "regular" recliner. With the Twilight Tilt position, I have less swelling in my ankles since I elevate my feet above my heart at least twice a day. Thank you for such a fine product. "

The EZ Sleeper™

All Golden lift chairs are Class II Medical Devices

TWO CHAIR STYLES, TWO SIZES, UP TO FIVE ADJUSTABLE COMFORT ZONES

The EZ Sleeper features a modern look with a tailored back and stylish track arm design, while the plush chaise pad and pocketed coil spring seat provide hours of unmatched comfort. Positioning options are endless with our 5-zone positioning system which includes our patented 5-Zone Twilight Tilt Technology with adjustable headrest and lumbar support.

NEW PATTERN
with Upgraded
Stain Defense



NEW DESIGN!

PR763-MED
SLIM

EZ Sleeper™ Slim
Shown in Sterling



Medium/Large
PR735 EZ Sleeper
PR761 EZ Sleeper with Twilight



Medium
PR763 EZ Sleeper Slim



Straight Lift
Available on
the PR763
& PR735



TWILIGHT

The EZ Sleeper™ PR761-MLA
5-Zone with Twilight Technology
& MaxiComfort® Positioning



Upgrade with HeatWave™ Technology
or Deluxe Therapeutic Heat
& Vibrating Massage on the PR761.




The EZ Sleeper PR735-MLA & PR763-MED (NEW SLIM DESIGN!)
2-Zone with MaxiComfort® Positioning



Upgrade with Deluxe Therapeutic Heat
& Vibrating Massage on the PR735 & PR763.


PR761, PR735 & PR763
Standard Fabrics:



Calypso (TCP)




Camel (TCM)



Hazelnut (THA)



Shiraz (TSZ)



Sterling (TST)

*Upcharge applies
on Brisa® fabric.

Scan to learn about
our programmable
AutoDrive™
hand control with
Memory button.

AUTODRIVE



Scan to learn about
Twilight Positioning
and our unique
Comfort Zones.

TWILIGHT





COMFORT
5
ZONES



COMFORT
4
ZONES



The Titan
Shown in Maple



GOLDEN



Keith F. | Google Review

"I received my chair as a gift and I have loved it ever since. So durable and very comfortable.

I look forward each day to using it."

The Titan

ONE CHAIR STYLE, ONE SIZE, UP TO FIVE ADJUSTABLE COMFORT ZONES

All Golden lift chairs are Class II Medical Devices.

The **Titan** is a stylish, modern design that provides exceptional comfort and convenient features. The streamlined arms are home to a built-in cup holder, wireless smartphone charger, and a removable table. Positioning options are endless with our 5-zone positioning system which includes our patented 5-Zone Twilight Tilt Technology with adjustable headrest and lumbar support.



Titan
Shown in Acorn



Medium



TWILIGHT


PR449-MED*
5-Zone with Twilight Technology & MaxiComfort® Positioning



PR448-MED*
4-Zone with MaxiComfort® Positioning

PR448 & PR449
Standard Fabrics:

No crossover fabrics available.

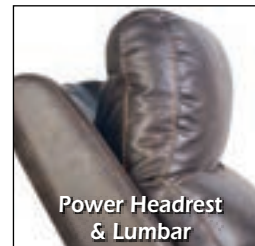


Straight Lift Available on the PR448

Scan to learn about our programmable AutoDrive™ hand control with Memory button.



AUTODRIVE



Power Headrest & Lumbar



Cup Holder



Wireless Smart Phone Charger



Removable Table

* These models were designed and engineered in Old Forge, PA, and assembled in China using Golden components.



The Regal
*Shown in Brisa®
Night Navy**



PROUDLY MADE

BY AMERICANS
with Domestic & Imported Materials

The Regal

ONE CHAIR STYLE, ONE SIZE, FOUR ADJUSTABLE COMFORT ZONES


The Regal features a stylish top load, open-arm design with a plush sealed back, and posture-encouraging bucket seat to conform to your body allowing you to unwind from your busy day. Positioning options are endless with our 4-Zone Comfort Zone™ positioning system, which offers four adjustable positioning zones: footrest, backrest, headrest, and lumbar.

The Regal comes standard with our HeatWave™ Technology providing Far-infrared therapeutic warmth starting at your shoulders and continuing down to your feet.


All Golden lift chairs are Class II Medical Devices.

NEW PATTERN
with Upgraded
Stain Defense

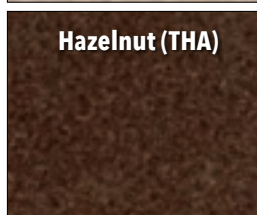
PR504
Standard Fabrics:



Calypso (TCP)



Camel (TCM)



Hazelnut (THA)



Shiraz (TSZ)



Sterling (TST)



The Regal PR504-MLA-ST4
4-Zone with MaxiComfort® Positioning
Gel-infused chaise pad!



Standard with HeatWave™ Technology.

NEW MODEL!



Extra elbow support in a reclined position!

Regal
Shown in Brisa® Iron*



Medium/Large



Straight Lift Available



Power Headrest & Lumbar




HeatWave Technology



Removable Table



USB Charging Port



No-Spill Cup Holder



Right & Left Storage Compartments



Wireless Smart Phone Charger

Scan to learn about our programmable AutoDrive™ hand control with Memory button.



AUTODRIVE

*Upcharge applies on Brisa® fabric.



COMFORT
4
ZONES



The Rhea
Shown in Maple



The Rhea

All Golden lift chairs are Class II Medical Devices.

ONE CHAIR STYLE, TWO SIZES, FOUR ADJUSTABLE COMFORT ZONES

Take a vacation from your busy day in **The Rhea**. It offers an overstuffed seam back, plush chaise pad and an open arm design that holds numerous standard features that include two cup holders, two storage compartments, and a USB port. Positioning options are endless with our 4-Zone Comfort Zone™ positioning system, which offers four adjustable positioning zones: footrest, backrest, headrest, and lumbar. For extra wellness and comfort, the Rhea comes standard with our HeatWave™ Technology providing Far-infrared therapeutic warmth starting at your shoulders and continuing down to your feet.



Rhea
Shown in Acorn



PR442-MED* & LAR*
4-Zone with MaxiComfort® Positioning



Standard with HeatWave™ Technology.

PR442 Standard Fabrics:

No crossover fabrics available.

Acorn (SAC)

Maple (SMA)





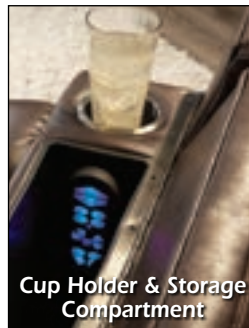
Straight Lift Available



Medium



Large



* These models were designed and engineered in Old Forge, PA, and assembled in China using Golden components.

AUTODRIVE

Scan to learn about our programmable AutoDrive™ hand control with Memory button.



The Day Dreamer

All Golden lift chairs are Class II Medical Devices.

ONE CHAIR STYLE, ONE SIZE, FOUR ADJUSTABLE COMFORT ZONES

The Day Dreamer is a medium-sized power lift recliner offering our exclusive PowerPillow™ articulating headrest and power lumbar support that comes standard with The Cloud™ seating system and features our custom bucket seat design. Adjust your head and neck position at the touch of a button.



Day Dreamer
Shown in Sterling



PR632-MED

4-Zone with MaxiComfort® Positioning
Gel-infused chaise pad!

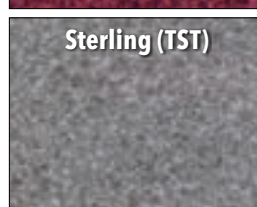
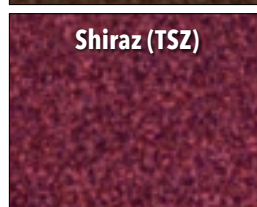
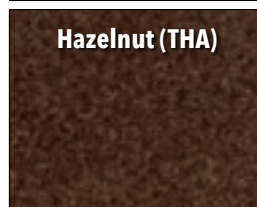


The PR632 comes standard with powered articulating headrest and lumbar.



Upgrade with Deluxe Therapeutic Heat & Vibrating Massage.



PR632 Standard Fabrics:



Straight Lift Available



Medium

*Upcharge applies on Brisa® fabric.

The Dione

All Golden lift chairs are Class II Medical Devices.

ONE CHAIR STYLE, TWO SIZES, FOUR COMFORT ZONE OPTIONS

The **Dione** luxury power lift recliner offers a stylish, overstuffed seams back design, plush chaise pad, and numerous standard features to provide hours of unmatched comfort. Enjoy endless positioning options with our 4-Zone Comfort Zone positioning system, which includes our patented MaxiComfort® Positioning, adjustable headrest and adjustable lumbar all operated by our programmable AutoDrive™ hand control.


PR446 Standard Fabrics:
No crossover fabrics available.



Dione
Shown in Graphite



PR446-MED* & LAR*
4-Zone with MaxiComfort® Positioning




AUTODRIVE
Scan to learn about our programmable AutoDrive™ hand control with Memory button.



Medium



Large



* These models were designed and engineered in Old Forge, PA, and assembled in China using Golden components.

America's Favorite Lift Chair for Over 20 Years!



Comforter
Shown in Anchor

PROUDLY MADE

BY AMERICANS
with Domestic & Imported Materials



 GOLDEN



Pat M. | Google Review

"The PR535 is an upgraded and better version of the 15-year-old chair we purchased for my mother. It is comfortable, quiet, and very well constructed. We love our new Golden chair."

The Comforter

All Golden lift chairs are Class II Medical Devices.

ONE CHAIR STYLE, FOUR SIZES, UP TO THREE ADJUSTABLE COMFORT ZONES

SMALL TO TALL, WE BUILD THEM ALL! Our long-standing, small-to-tall sized collection of power lift recliners now features a contemporary design and plush fabric offerings! You'll notice our popular Comforter Series in a whole new light. The PR545 features our patented Twilight Tilt Technology and exclusive Zero Gravity Plus (ZG+) position.

PR545, PR535 & PR531 Standard Fabrics:



Comforter
Shown in Port

small to TALL
WE BUILD THEM ALL



Petite / Small



Medium



Large



Tall



TWILIGHT ZG+

PR545-MED, PR545-LAR & PR545-TAL
3-Zone with Twilight Technology
& MaxiComfort® Positioning



Upgrade with Deluxe Therapeutic Heat & Vibrating Massage.



PR535-PSA, PR535-MED, PR535-LAR & PR535-TAL
2-Zone with MaxiComfort® Positioning




Upgrade with Deluxe Therapeutic Heat & Vibrating Massage.



PR531-PSA, PR531-MED, PR531-LAR & PR531-TAL
1-Zone for Convenient Lift & Recline



Upgrade with Deluxe Therapeutic Heat & Vibrating Massage.




Anchor (EAC)



Bittersweet (EBS)



Oxford (EOX)



Port (EPO)



Sandstorm (ESS)

AUTODRIVE

Scan to learn about our programmable AutoDrive™ hand control with Memory button.




The Comforter Wide

ONE CHAIR STYLE, FIVE SIZES, UP TO TWO ADJUSTABLE COMFORT ZONES

All Golden lift chairs are Class II Medical Devices.

A **Comforter Wide** is perfect for those who need more space between the armrests. Constructed using the highest quality components for reliable, steady lifting and reclining, these chairs offer a weight capacity of up to 600 lbs.



*AutoDrive™ not available on the PR535-M26 Medium Wide model.

Comforter Wide
Shown in Oxford



600 lb. Weight Capacity on the NEW PR535-M28! PR535-M26* & -M28
2-Zone with MaxiComfort® Positioning



Upgrade with Deluxe Therapeutic Heat & Vibrating Massage.





PR531-S23, -M26 & -TALL WIDE T28
1-Zone for Convenient Lift & Recline



Upgrade with Deluxe Therapeutic Heat & Vibrating Massage.

PR535 & PR531 Standard Fabrics:



small^{to}TALL
WE BUILD THEM ALL



Straight Lift Available



Small Wide
PR531-S23
375 lb. Capacity



Medium Wide
PR531-M26
500 lb. Capacity



Tall Wide
PR531-T28
500 lb. Capacity



Medium Wide
PR535-M26
500 lb. Capacity



Medium Wide
PR535-M28
600 lb. Capacity



Scan to learn about our programmable AutoDrive™ hand control with Memory button. Excludes PR531

AUTODRIVE



The Relaxer

ONE CHAIR STYLE, THREE SIZES, TWO ADJUSTABLE COMFORT ZONES


The Relaxer is the original MaxiComfort® power lift recliner. This chair features a luxurious three-pillow waterfall back with individual zippers for customizable comfort to relieve pressure and improve circulation. A full chaise pad provides lower body and leg support.

All Golden lift chairs are Class II Medical Devices.



PR766 Standard Fabrics:

Calypso (TCP)



Camel (TCM)



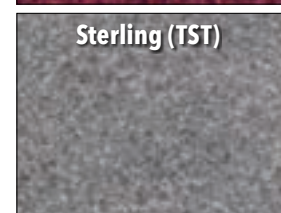
Hazelnut (THA)



Shiraz (TSZ)



Sterling (TST)



Customize your comfort by adjusting the fill in the zippered waterfall back!



PR766 SMA, MED & LAR
2-Zone with MaxiComfort® Positioning



Upgrade with Deluxe Therapeutic Heat & Vibrating Massage.

Relaxer
Shown in Brisa® Coffee Bean*



Straight Lift Available



Small

Medium

Large

Scan to learn about our programmable AutoDrive™ hand control with Memory button.



AUTODRIVE

*Upcharge applies on Brisa® fabric.

The Cambridge

All Golden lift chairs are Class II Medical Devices.

ONE CHAIR STYLE, TWO SIZES, ONE COMFORT ZONE OPTION

The popular Cambridge power lift recliner features our exclusive hybrid sizing for a better fit. The Cambridge features a supportive biscuit backrest design and a soft comfortable seat for hours of relaxation.



Cambridge
Shown in Shiraz




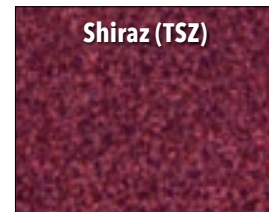


PR401-SME & MLA
1-Zone for Convenient Lift & Recline



Upgrade with Deluxe Therapeutic Heat & Vibrating Massage!



PR401
Standard Fabrics:



Small/Medium



Medium/Large

All Golden lift chairs are Class II Medical Devices.

The Elara

ONE CHAIR STYLE, TWO SIZES, ONE COMFORT ZONE OPTION

The Elara has a back style that provides maximum comfort in a tasteful seam design. It features a manually adjustable three-position headrest, supportive chaise pad, and a USB port on the hand control.

Available in luxurious new fabrics to match any décor.




3-Position Manually Adjustable Headrest



PR118-MSM* & LAR*
1-Zone for Convenient Lift & Recline

PR118 Standard Fabrics:

No crossover fabrics available.



Antler (IAN)



Lakefront (ILA)



Chestnut (ACH)

Elara
Shown in Lakefront



Medium/Small



Large



Straight Lift Available

* These models were designed and engineered in Old Forge, PA, and assembled in China using Golden components.



Power Lift Recliner Specifications

Comfort Zones	Name	Model	Weight Capacity	Overall Width	Overall Height	Seat to Top of Back	Width Between Arms	Seat Depth	Floor to Top of Seat	Extension - While Reclined from Back of Seat to End of Footrest	Heat & Massage Option Available	HeatWave Option Available	Footrest Extension Option Available*	Straight Lift Option Available
5	Cloud w/ Twilight	PR515-SME	375 lbs.	36"	42"	28"	20"	19"	20"	43"	Yes	Yes	No	No
5	Cloud w/ Twilight	PR515-MLA	375 lbs.	38"	47"	31"	20"	20"	21"	43"	Yes	Yes	No	No
5	EZ Sleeper w/ Twilight	PR761-MLA	375 lbs.	34"	46"	30"	22"	21"	21"	43"	Yes	Yes	No	No
5	Titan w/ Twilight	PR449-MED	375 lbs.	38.5"	46"	31"	20.5"	21"	20.5"	43"	No	No	No	No
4	Titan	PR448-MED	375 lbs.	38.5"	46"	31"	20.5"	21"	20.5"	43"	No	No	No	Yes
4	Regal	PR504-MLA	400 lbs.	40"	48"	33"	23"	22.5"	20.5"	42.5"	Yes	Standard	Yes	Yes
4	Rhea	PR442-MED	375 lbs.	37"	45"	29"	22"	21"	20"	43"	No	Standard	No	Yes
4	Rhea	PR442-LAR	375 lbs.	39"	50"	33"	24"	22"	21"	44"	No	Standard	No	Yes
4	Day Dreamer	PR632-MED	375 lbs.	38"	45"	31"	22.5"	20.5"	20"	44"	Yes	No	Yes	Yes
4	Dione	PR446-MED	375 lbs.	34"	43.5"	28"	22"	21"	20.5"	42.5"	No	No	No	Yes
4	Dione	PR446-LAR	375 lbs.	35"	46"	30"	22.5"	21.5"	22"	44"	No	No	No	Yes
3	Comforter w/ Twilight	PR545-MED	375 lbs.	32"	42"	28"	21"	20"	20"	41"	Yes	No	No	Yes
3	Comforter w/ Twilight	PR545-LAR	375 lbs.	34"	43"	30"	23"	21"	21"	43"	Yes	No	No	Yes
3	Comforter w/ Twilight	PR545-TAL	375 lbs.	34"	48"	32"	23"	22"	23"	45"	Yes	No	No	Yes
2	Cloud	PR510-SME	375 lbs.	34"	41"	27"	18"	19"	19"	43"	Yes	Yes	No	Yes
2	Cloud	PR510-MLA	375 lbs.	38"	48"	32"	20"	20"	20"	43"	Yes	Yes	Yes	Yes
2	EZ Sleeper	PR735-MLA	375 lbs.	34"	46"	30"	22"	21"	20"	43"	Yes	No	Yes	Yes
2	EZ Sleeper Slim	PR763-MED	375 lbs.	33"	45"	30"	23"	20.5"	20"	43"	Yes	No	Yes	Yes
2	Relaxer	PR766-SMA	375 lbs.	34"	41.5"	26"	18.5"	19.5"	19.5"	43"	Yes	No	No	Yes
2	Relaxer	PR766-MED	375 lbs.	36"	44.5"	28.5"	20.5"	20.5"	20"	44"	Yes	No	Yes	Yes
2	Relaxer	PR766-LAR	375 lbs.	38.5"	48"	29.5"	22.5"	22.5"	22"	47"	Yes	No	Yes	Yes
2	Comforter Petite Small	PR535-PSA	375 lbs.	32"	40"	27"	21"	19"	20"	41"	Yes	No	Yes	Yes
2	Comforter Medium	PR535-MED	375 lbs.	32"	42"	28"	21"	20"	20"	41"	Yes	No	Yes	Yes
2	Comforter Large	PR535-LAR	375 lbs.	34"	43"	30"	23"	21"	21"	43"	Yes	No	Yes	Yes
2	Comforter Tall	PR535-TAL	375 lbs.	34"	48"	32"	23"	22"	23"	45"	Yes	No	Yes	Yes
2	Comforter Wide Medium	PR535-M26	500 lbs.	38"	43"	30"	27"	20"	20"	43"	Yes	No	Yes	Yes
2	Comforter Wide Medium	PR535-M28	600 lbs.	40"	44.5"	30"	29"	21.5"	20"	43"	Yes	No	Yes	Yes
1	Comforter Petite Small	PR531-PSA	375 lbs.	32"	40"	27"	21"	19"	20"	41"	Yes	No	Yes	Yes
1	Comforter Medium	PR531-MED	375 lbs.	32"	42"	28"	21"	20"	20"	41"	Yes	No	Yes	Yes
1	Comforter Large	PR531-LAR	375 lbs.	34"	43"	30"	23"	21"	21"	43"	Yes	No	Yes	Yes
1	Comforter Tall	PR531-TAL	375 lbs.	34"	48"	32"	23"	22"	23"	45"	Yes	No	Yes	Yes
1	Comforter Wide Small	PR531-S23	375 lbs.	34"	40.5"	27"	23"	20"	19.5"	40"	Yes	No	Yes	Yes
1	Comforter Wide Medium	PR531-M26	500 lbs.	38"	43"	30"	27"	20"	20"	43"	Yes	No	Yes	Yes
1	Comforter Wide Tall	PR531-T28	500 lbs.	40"	47.5"	32"	29"	22"	22"	46"	Yes	No	Yes	Yes
1	Cambridge	PR401-SME	375 lbs.	33"	41.5"	27"	20"	19"	19"	41.5"	Yes	No	Yes	Yes
1	Cambridge	PR401-MLA	375 lbs.	35"	44.5"	31"	22"	22"	22"	44"	Yes	No	Yes	Yes
1	Elara	PR118-MSM	375 lbs.	32"	43"	28"	21"	21"	18.5"	42"	No	No	No	Yes
1	Elara	PR118-LAR	375 lbs.	34"	46"	32"	23"	22"	21"	42"	No	No	No	Yes

Note: Literature is current at time of printing. Golden Technologies reserves the right to make changes to the product or literature at any time.

*May operate differently depending on model.

www.goldentech.com

BR-LIFT1123