


HOW TO ASSEMBLE
YOUR
nova

FOLDING CUP HOLDER
Item # CH-1102
For Rollators: 4329/4802



WHAT'S INCLUDED

- a. (1) Cup Holder
- b. (1) Hardware Set
- c. (1) Anti-Slip Rubber Insert
- d. (2) Mounting Brackets



Quick & Easy
Assembly



Requires Phillips
Screwdriver

Follow these
SIMPLE STEPS

1 Align the mounting brackets with the gear facing outward to the desired location on the side of the rollator (**Figure 1**). Insert the two larger screws and washers through the sides of the mounting bracket and tighten with a phillips screw driver. **NO POWER TOOLS.**




Figure 1

Note: Ensure the mounting brackets are facing each other the correct way (**Figure 2**).



Figure 2

2 Attach folding cup holder on the inner plastic gear and ensure the base of the cup holder is parallel to the ground (rotate cup holder to adjust along gear if needed). Secure with washer and small screw (**Figure 3**).

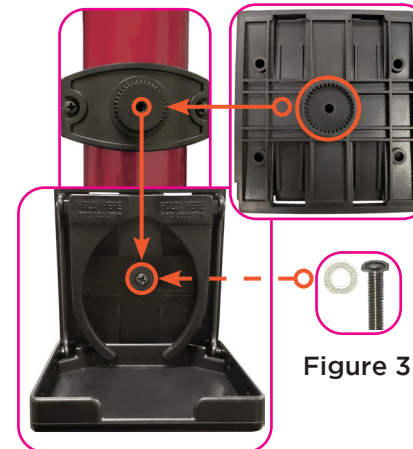


Figure 3

3 Folding cup holder can be adjusted by sliding the two clamps to the appropriate size (**Figure 4**). To fold up the cup holder adjust the clamps to the narrowest setting before flipping the base up.




Figure 4

4 Peel off the paper cover from the anti-slip rubber insert. Attach to the bottom of the cup holder (**Figure 5**).




Figure 5

WARRANTY INFORMATION

NOVA stands firm on our commitment to providing the highest quality products, as well as exceptional service. This product was built to precise standards and thoroughly inspected prior to shipment. This warranty represents our confidence in the materials and workmanship of our product.

NOVA extends this warranty only to the original purchaser of this product. The warranty does not extend to any subsequent purchaser or owner. The warranty is void upon any sale or transfer of ownership or use by other person. NOVA warrants its products are free from defects in material and workmanship under NORMAL use for the period commencing upon the date of purchase and continuing for the following specified period of time after that date:

Metal Frame	Limited Lifetime Warranty
Non-Metal/Metal parts	One Year Limited Warranty (rubber tips, plastic or metal hardware)

This warranty does not cover problems due to user negligence, misuse of the product, failure to adhere to product instructions, or normal wear and tear. Items that have been subject to negligent abuse, modified without prior written authorization are not covered within this warranty.

For warranty service, please contact the dealer from whom you purchased your NOVA product. In the event that you do not receive satisfactory service, please call us directly at the number on the bottom front of this sheet. Be prepared to indicate, the nature of the defect, the product serial number, and the name and location of where you purchased the product. You will also be required to provide a receipt of your purchase. Do not return any products to our office without prior consent.

Repair or replacement is the only remedy under this limited warranty. This warranty does not include any labor or shipping charges incurred in replacement part installation or repair of product.

THIS WARRANTY IS EXCLUSIVE AND IN LIEU OF ALL OTHER EXPRESS WARRANTIES, IMPLIED WARRANTIES, IF ANY, INCLUDING THE IMPLIED WARRANTIES OF MERCHANTABILITY AND FITNESS FOR A PARTICULAR PURPOSE. NOVA SHALL NOT BE LIABLE FOR ANY SEQUENTIAL OR INCIDENTAL DAMAGES WHATSOEVER.

IMPORTANT WARNING

FOLLOW ALL DIRECTIONS CAREFULLY BEFORE USE. FAILURE TO DO SO MAY RESULT IN SERIOUS INJURY.




SINCE 1993

NOVA believes in the power of joy. We are guided by joy, and inspired by our customers who **choose joy** everyday and every step of the way.

novajoy.com

CONTACT US!
We're here to help

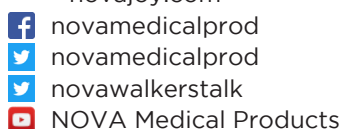
 info@novajoy.com

 1 800 557 6682

novajoy.com

Connect with us!

novajoy.com



CARE • QUALITY • INNOVATION



THE **NOVA** PROMISE